

Journeys-Reading



Journeys-Writing



Poetry- Nature & Structure



My Voice Unit



Canonical Texts



Transformations



Year 7 Knowledge Organiser: The Quest (Writing Narrative)

What is narrative?

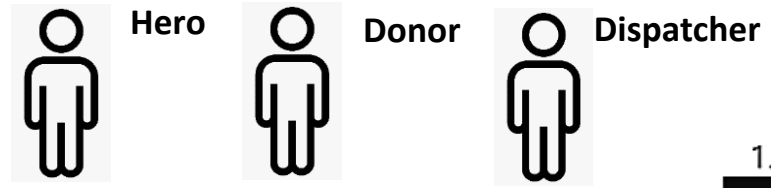
- A way of presenting connected events in order to tell a story.
- Normally contain a beginning, middle, and an end.
- Have been around since the beginning of storytelling, from folk tales to ancient poetry.

Aristotle: "A whole [story] is what has a beginning and middle and end"

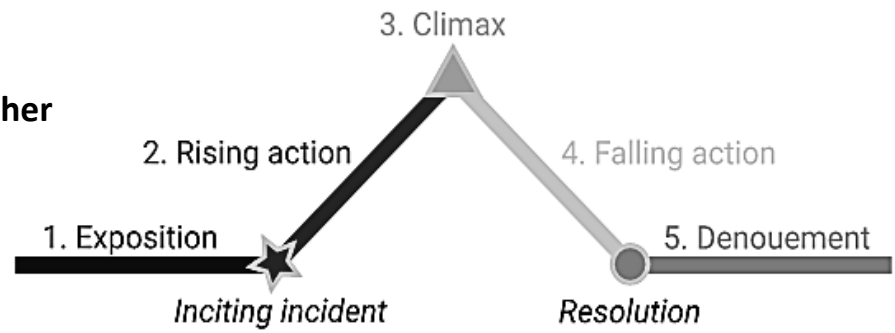

Types of Narrative

- Linear
- Non-linear
- Single stranded
- Multi-stranded
- Cyclical
- Quest
- Frame narrative
- Open ended
- Closed ended

Seven archetypes:



Types of narrator
First person narrator
Second person narrator
Third person narrator
Omniscient narrator
Intrusive narrator
Limited narrator
Singular
Multiple



Hooks	Outrageous hook	Puzzling hook
Quotation hook	Startling hook	Direct address hook
Subtle hook	Atmospheric hook	Visual hook
Funny hook	Question hook	Direct speech hook

The Quest (Writing Narrative)

The Quest is a story **writing** unit. You will apply knowledge of narrative and genre to your ever improving writing skills. This side of your Knowledge Organiser reminds you of some key writing skills.

Paragraphs

Start a new paragraph using the **TIPTOP** rule:

- * Change in **time**
- * Change in **place**
- * Change in **topic**
- * Change in **person**

Make your new paragraph clear by indenting or leaving a line.

Examples of descriptive writing techniques

Detail	Colour	Zoom levels
5 senses	Onomatopoeia	Listing
Imagery: Simile	Choice of adjectives, verbs, adverbs	Emotive language

There are 7 chapters in your quest story. Tick as you complete them.

- Chapter 1: **The Time Capsule**
- Chapter 2: **The Dangerous Desert**
- Chapter 3: **Trapped in the Citadel**
- Chapter 4: **Surviving the Waterfall**
- Chapter 5: **The Last Battle**
- Chapter 6: **Recovering the Seeds**
- Chapter 7: **Home Free**

Capital Letters

Always use a strong, clear capital letter:

1. To start a **new sentence**
2. For **proper nouns**
3. For **titles**
4. For the pronoun **'I'**

Sentences for Impact

- Simple sentence: contains one subject and one verb. ***The door opened.***
- Compound sentence: contains two or more independent clauses joined with a connective. ***The door opened and a man stepped out.***
- Complex sentence: contains a subordinate clause in addition to the main clause. ***The door opened, inch by inch, and a man stepped out.***
- You can move a subordinate clause within a sentence to create different effects. ***Inch by inch, the door opened and a man stepped out.***

Dialogue

There are 4 rules to remember:

1. Put **speech marks** around the words spoken aloud.
"I must finish this report," he said.
2. **Include narration** to show who is speaking or how they are speaking.
"I must finish this report," he said.
3. Include **punctuation** before the final speech mark.
"I must finish this report," he said.
4. Start a **new paragraph** every time a new person speaks – remember TIPTOP paragraphs.
"I must finish this report," he said.
"Yes, but it's time to go now," she replied.

